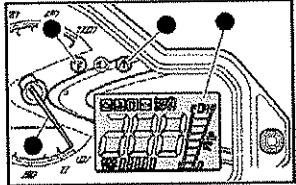

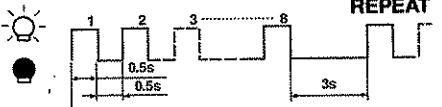
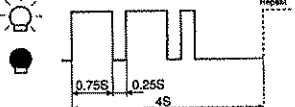

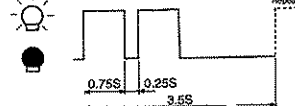


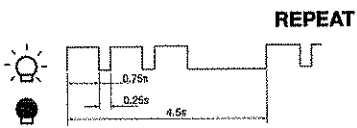
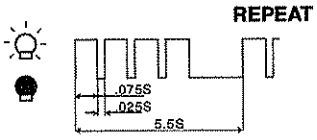
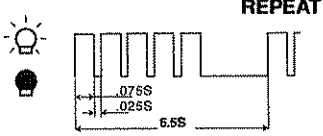
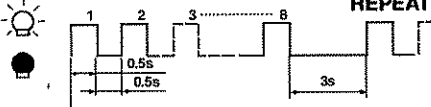
2006 Snowmobile Technical Update

All 2003~2005 RX Models Self-Diagnosis System Warning Light Patterns

Item	Description	Warning Light Pattern
Warning Bulb and CDI Unit Check	<p>Condition: Engine start-up.</p> <p>Warning Display: The tachometer needle sweeps once, all segments of the LCD and indicator lights, except the high beam indicator, turn on and off one time.</p>	
E/G Overheat	<p>Condition: Coolant temperature reaches 212° F (100° C) or higher.</p> <p>Warning Display: The warning light and temperature indicator stay on constant.</p>	<p>Warning light & temperature indicator</p>  <p>Constant ON (No Flashing)</p>
Coolant Temperature Sensor and Circuit	<p>Condition: Coolant temperature sensor or circuit problem.</p> <p>Warning Display: The warning light and temperature indicator flash in an eight flash pattern.</p>	
Throttle Position Sensor and Circuit	<p>Condition: Throttle position sensor or circuit problem.</p> <p>Warning Display: The warning light will flash in a two long / one short flash pattern.</p>	
Grip Warmer Switch and Circuit	<p>Condition: Grip warmer switch or circuit problem.</p> <p>Warning Display: The warning light will continuously flash one long flash, with a longer pause in between flashes.</p>	
Grip Warmer and Circuit	<p>Condition: Grip warmer or circuit problem.</p> <p>Warning Display: The warning light will flash in a two long flash pattern.</p>	

NOTE: The above self-diagnostic mode can only activate with the engine running.

All 2003-2005 RX Models Self-Diagnosis System Warning Light Patterns (Continued)

Item	Description	Warning Light Pattern
Thumb Warmer Switch and Circuit	<p>Condition: Thumb warmer switch or circuit problem.</p> <p>Warning Display: The warning light will flash in a three long flash pattern.</p>	 <p>REPEAT</p>
Thumb Warmer and Circuit	<p>Condition: Thumb warmer or circuit problem.</p> <p>Warning Display: The warning light will flash in a four long flash pattern.</p>	 <p>REPEAT</p>
Power Source Voltage	<p>Condition: System voltage is low.</p> <p>Warning Display: The warning light will flash in a five long flash pattern.</p>	 <p>REPEAT</p>
Fuel Level Sensor and Circuit	<p>Condition: Fuel level sensor or circuit problem.</p> <p>Warning Display: The warning light and fuel indicator flash in an eight flash pattern.</p>	 <p>REPEAT</p>

NOTE: The above self-diagnostic mode can only activate with the engine running.